

name:

date:

Detetive das semelhanças

1.

Qual figura é semelhante ao modelo?

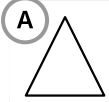
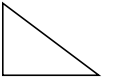


Figura A



Figura B

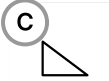


Figura C

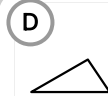


Figura D

2.

Escolha a figura semelhante ao quadrilátero modelo.

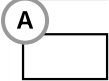


Figura A

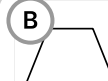


Figura B



Figura C

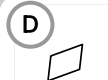
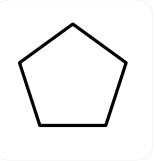


Figura D

3.

Qual pentágono é semelhante ao modelo?



A



Figura A

B



Figura B

C



Figura C


D



Figura D

4.

Observe o modelo. Qual opção é semelhante?



A



Figura A

B



Figura B

C



Figura C


D



Figura D

5.

Qual figura mantém a mesma forma do modelo?



A



Figura A

B



Figura B

C



Figura C

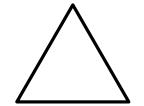
D



Figura D

6.

Qual triângulo é semelhante ao modelo?



A



Figura A

B



Figura B

C



Figura C

D



Figura D

7.

Escolha o hexágono semelhante ao modelo.

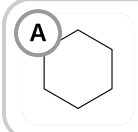


Figura A

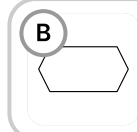


Figura B



Figura C

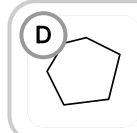


Figura D

8.

Qual opção é semelhante à figura em L do modelo?

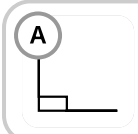
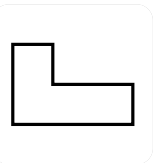


Figura A

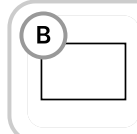


Figura B



Figura C



Figura D